

Submit Survey to orders@castillope.com

Site Survey Worksheet

*Indicates required information

*Installer Company/Contractor: _____

*Home Owner Last Name _____ *First Name _____

*Project Address: _____

*AHJ Jurisdiction (Municipality or County): _____

*Request: Structural Eng. Only: _____ Electrical Eng. Only: _____ Both: _____

*Do you require paper plans? Yes ___ No ___ How many sets? _____ Delivery Method: Ship or Pickup

*Do you require E-Seal? Yes ___ No ___

*Products: PV | Battery Backup | SDHW | SPH | Solar Attic Fan | EV

*Array Location: Roof | Ground | Combo | Carport | Custom

*Roof Type: S-Tile | W-Tile | Flat Tile | Shingle (Asphalt or Composition) | Metal |
Standing Seam | TPO | EPDM | Other: _____

*Roof Deck: Plywood _____ Concrete _____ Metal: _____
 Thickness Thickness Thickness

*Standing Seam: Seam Separation _____ Metal Thickness _____ Seam Height _____ Seam Width _____

PV System Information

Module Make/ Model: _____ Quantity: _____

Inverter Make/ Model: _____ Quantity: _____

Optimizer Make/ Model: _____ Quantity: _____

Racking Manufacturer/Model: _____

Roof Attachment Method: Lag Bolts | Concrete Anchors | U-Anchors | Eco-Fasten |
SimpleGrip | Other: _____

Quick Mount PV: Tile Mount _____ Classic Comp (shingle) _____


Attachment Part Number: _____


PV System Information

 Distance From Array to Inverter/MDP: _____ (feet)

 Array Wiring Path: Along Roof | Through Building/Attic

 Service Disconnect Type: Meter- Main | Breaker in MDP | Outdoor Disc. MDP

 Service Entrance: Overhead | Underground

 Service Conductor size (Wire Gauge) : _____ Wire Type: Cu | Al

 Busbar Rating (Amps): _____ Main Breaker Rating (Amps): _____

 Is there room for a 2P Breaker: YES | NO

 Is There an Existing Generator: YES | NO SIZE: _____ (kW)

 Combiner Box Location: _____

Additional Notes: _____

Roof Information	Roof 1	Roof 2	Roof 3
Slope (ex. 5:12 or 23°)			
Azimuth (ex. South or 180°)			
Lowest point above ground			
Highest point above ground			
Truss or Rafter Spacing (ex. 24" OC)			
Dimensions (ex. 2x4)			
Orientation (horz, vert, both)			
Number of Stories			
Overall roof dimensions			

Solar DHW System

Collector Size: _____ Collector Qty: _____

Tank Size: _____ Tank Qty: _____

Distance from Collector to Tank: _____ (feet) Model _____

Solar Attic Fan

Model: _____ Qty: _____

Solar Pool Heat System

Collector Size: _____

Collector Qty: _____

Collector Type: Solid Body | Separated Tube

Required Sketches:

1. Draw entire roof number roof sections 1, 2, 3, ...
2. Show locations **and dimensions** of all roof penetrations and objects such as vents, plumbing stacks, and skylights
3. Show location of MDP, Meter, Inverter location, Water Heater


Required Photos 📷:

1. Roof surfaces where PV will be installed, Roof trusses inside attic.
2. Location of meter, MDP, Sub Panels. Take one broad photo from at least 10 feet away from existing equipment and at least one close up photo showing main breaker rating, nameplates or labels. Remove covers from all electrical panels and disconnects and take pictures of wiring and terminations.
3. Any nearby objects such as trees or other structures that may cast a shadow at any time during the year. Note the approximate height of these objects.
4. Existing water heater and pool pump (if customer will receive these)
5. All sides of the building from at least 20 feet away or as far as possible.

***Sketch (or attach picture of layout/ PVsyst / HelioScope):**

If a design is not submitted,
Castillo will create a panel layout

Client Name: _____



Overall roof layout (approximate scale)